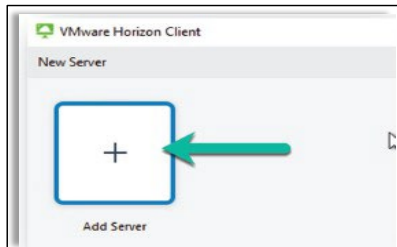
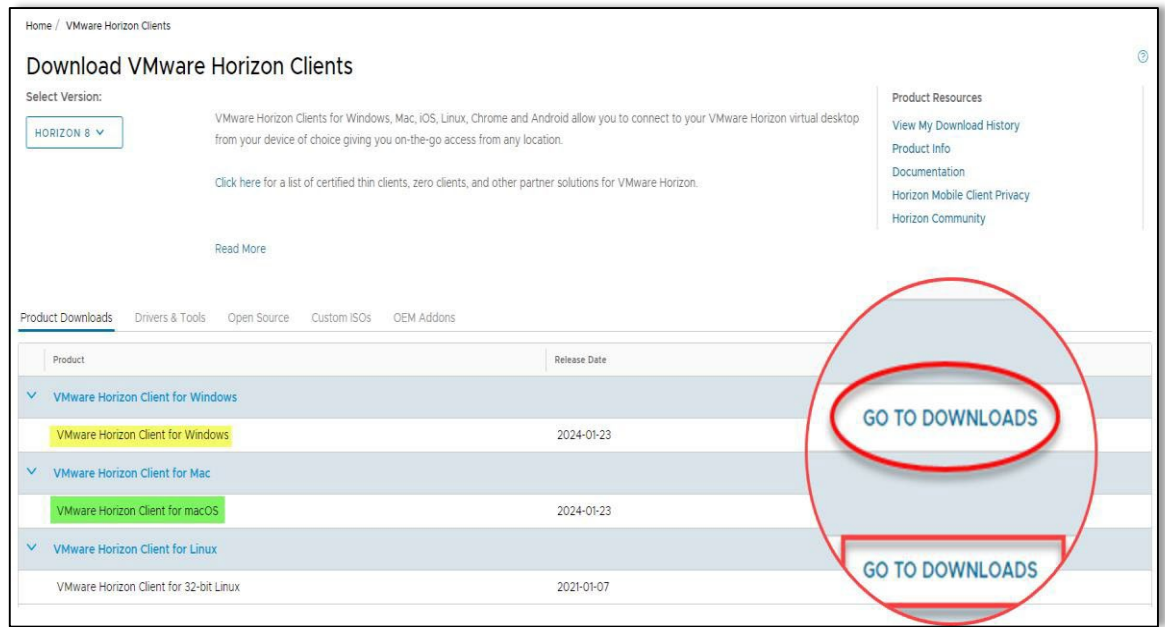


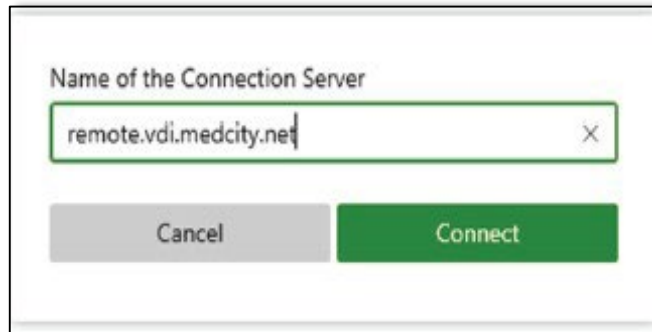
1. Open a web browser and go to <https://remote.vdi.medcity.net>
2. You can select to download the client or choose HTML for web version and NO client download.




5. Open the **VMware Horizon Client**.
6. Select **Add Server**



3. Select **GO TO DOWNLOADS** next to the option that matches your workstation
4. Click **Download Now**, then click **Install** ****You will need ADMIN Rights to Install****



7. Enter: **remote.vdi.medcity.net**



8. Select **Connect** to authenticate to the HCA Healthcare network and then select your desktop when prompted.